
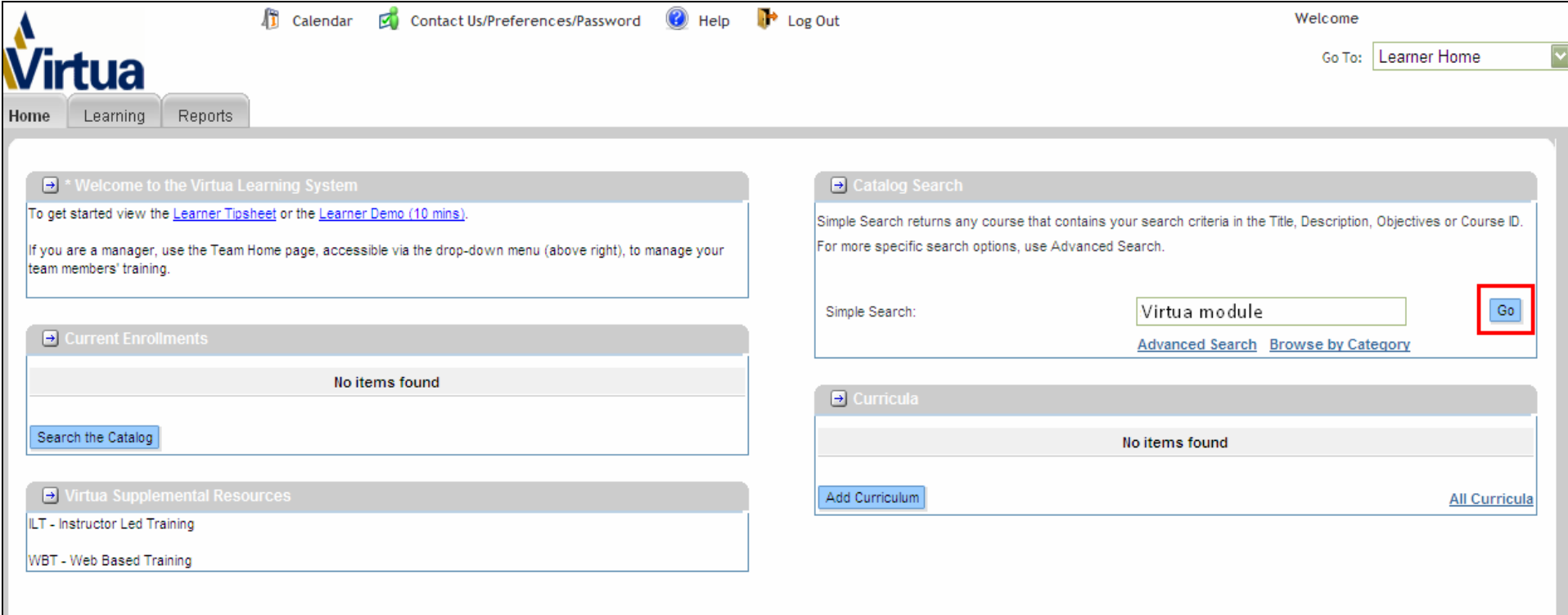


## Signing-Up for a Web Based Training Course Steps (WBT)

**Note:** Anything with a red box around it  is to indicate your next step

- This is your VLS Home Page. Type in **Virtua Module** in the Simple Search bar and click **Go**.



The screenshot displays the Virtua Learning System interface. At the top, there is a navigation bar with the Virtua logo on the left and links for Calendar, Contact Us/Preferences/Password, Help, and Log Out on the right. A 'Welcome' message and a 'Go To: Learner Home' dropdown menu are also present. Below the navigation bar, there are three main content areas:

- Welcome to the Virtua Learning System:** A message box providing instructions for new users and managers.
- Current Enrollments:** A section showing 'No items found' with a 'Search the Catalog' button.
- Virtua Supplemental Resources:** A list of resources including 'ILT - Instructor Led Training' and 'WBT - Web Based Training'.
- Catalog Search:** A search section with a search bar containing 'Virtua module' and a 'Go' button highlighted with a red box. Below the search bar are links for 'Advanced Search' and 'Browse by Category'.
- Curricula:** A section showing 'No items found' with an 'Add Curriculum' button and a link to 'All Curricula'.

- Select the WBT you want to enroll in by clicking on it.

**Courses**

[Search](#) [Browse](#)

[Simple Search](#) | [Configure](#)

Title  Keyword

Available From >=  Discontinued From >=

Category  Competencies

Version  ID

[Save Search Query](#) [Search](#)

**Course Search** [Print](#) | [Export](#)

Title	Version	ID
<a href="#">Virtua Module 1 of 5: Introduction to CIS for Physicians (WBT 0.25 hrs)</a>		SMS-00304151
<a href="#">Virtua Module 2 of 5 - Getting Started with Soarian Clinicals for Physicians (WBT 0.33 hrs)</a>		SMS-00304155
<a href="#">Virtua Module 3 of 5 - Getting Started with Soarian Clinicals for Physicians (WBT 0.25 hrs)</a>		SMS-00304152
<a href="#">Virtua Module 4 of 5 - Getting Started with Soarian Clinicals for Physicians (WBT 0.25 hrs)</a>		SMS-00304154
<a href="#">Virtua Module 5 of 5 - Getting Started with Soarian Clinicals for Physicians (WBT 0.25 hrs)</a>		SMS-00304153

[Search Offerings/Packages](#)

- A course description and objectives displays. Click **View Offerings and Register**

**Learning Details: Virtua Module 5 of 5 - Getting Started with Soarian Clinicals for Physicians (WBT 0.25 hrs)**

---

**Main** More Details

---

Course Title	Virtua Module 5 of 5 - Getting Started with Soarian Clinicals for Physicians (WBT 0.25 hrs)
Version	
Course Objectives	Learn: <ul style="list-style-type: none"><li>o Navigation tools to access Patient Results</li><li>o Graph and Trend Patient Results</li></ul>
Course Description	AUDIENCE: Physicians  There is a required assessment at the end of Module 5. To assist with the assessment, you can print out a hard copy of the assessment to refer to while you view the modules.  This WBT will teach you how to effectively organize and display Patient Results.  <a href="#">Click here for the Soarian Clinicals Physicians Assessment.</a>
Domain	VHS
Completion Marked by	Provider

**View Offerings & Register** Cancel

For your convenience, you can click this link and print out a paper copy of the assessment you are required to take at the end of Module 5 of 5. This copy can serve as a guide as you go along the WBTs.

- Click **Register**

Search
Browse by Category

[Configure](#)

Location	<input type="text"/>	Keyword	<input type="text"/>
Delivery Type	All <span style="float: right;">▼</span>	Start Date >=	08/31/2009 <span style="float: right;">📅</span>
Language	-Select One- <span style="float: right;">▼</span>	End Date <=	<input type="text"/> <span style="float: right;">📅</span>
Category	<input type="text"/>	Facility	<input type="text"/>
Currency	US Dollars <span style="float: right;">▼</span>	Course ID	<input type="text"/>

Save Search Query
Search Learning Catalog

Learning Offerings and Packages 
[Calendar View](#) | [Print](#) | [Export](#) | [Modify Table](#)

Course ID	Course Title	Version	Delivery Type	Start Date	End Date	Session	Location	Facility	Current Enrollment	Maximum Enrollment	Price	Register
SMS-00304153	<a href="#">Virtua Module 5 of 5 - Getting Started with Soarian Clinicals for Physicians (WBT 0.25 hrs)</a>		WBT								0.00 USD	<a href="#">Register</a>

Back

- Click **Launch Content**

**Registration Confirmation**

---

Order Contact [Print](#)

Billed To VHS LMS Support

Order Status Confirmed

Order Number 00006381

**Order Items**

Title	Learners	Delivery Type	Status	Actions	Price	Launch Content
Virtua Module 5 of 5 - Getting Started with Soarian Clinicals for Physicians (WBT 0.25 hrs)		WBT	Confirmed		0.00 USD	<a href="#">Launch Content</a>



---

Order Total 0.00 USD  
Discount 0.00 USD  
Total 0.00 USD

[Go to My Enrollments](#)

- The tutorial will auto-launch. Follow the on screen prompts to complete it.


Saba - Windows Internet Explorer



### Virtua Module 5 of 5: Getting Started with Soarian® Clinicals for Physicians

Course Version v0100

**Important:** In order to complete this curriculum, you must **complete the modules in order**. After completing the last module, you **must pass the associated assessment** with a mastery score of 80 percent.



Click to begin the course.

**System Requirements:**  
**Browser:**  
MS Internet Explorer 6.0 (or later);  
Adobe Flash Player 8 (or later);  
Adobe Reader 6 (or later);  
**Display:**  
1024x768, 16 bit color, small fonts.

Copyright © 2009 Siemens Medical Solutions USA, Inc. All rights reserved. Confidential.

- To exit the tutorial and go back to the main menu, click on the word **Exit** in the upper right hand corner of the screen. To completely close out the tutorial, click the red X in the corner.

DRAFT: Module 2 of 4: Getting Started with Soarian Clinicals for Physicians - Windows Internet Explorer

DRAFT: Module 2 of 4: Getting Started with Soarian® Clinicals for Physicians

Exit

Viewing Allergies

Worklist/Census Screen

Patient Census

Viewing Allergies

SIEMENS Physician Model, Voorhees Hospital

RENNICH, LUTHER

Allergies: (1) Diagnosis: (0) MR# 15

Patient Record Clinical Summary Charting

06/17/2009 to 06/23/2009

Patient Record Screen

MR# 15 VB2 VB2-V205 D RENNICH, LUTH

LOS:25Days IP

MR# 15 | ACCT# 152

Diagnoses:(0) Allergies:(1) Allergies

Results Notes

Open Census on the Worklist/Census Screen



In this lesson, you will learn how to view allergy data. Allergy data for a patient can be viewed from many workflows and screens in Soarian. These include the Patient Worklist/Census, Patient Record, Charting, Clinical Summary, Orders, and Visit screens.

Before viewing allergy data, you can quickly determine the status of the allergy assessment by viewing the allergies indicator. The red triangle with an exclamation mark indicates a severe reaction. To view the details of the allergy assessment from the Patient Record, you would select the allergy count. To view from the Open Census, you would click the dotted line under the word "Allergies."

Please select the navigation button to continue.

Soarian®

Once you have completed Module 5, you will see your assessment. Select it to launch it.

**Content and Results**  

You cannot mark this course complete.

**Results by Module** [Print](#) | [Export](#) | [Modify Table](#)

Module	Required?	Completion Status	Mastery Score	Attempts On Content	Score	Results	Actions	Sign Off
<a href="#">Virtua Module 5 of 5 - Getting Started with Soarian Clinicals for Physicians</a>	Required	Successful		Unlimited		<a href="#">View</a>		N/A
<a href="#">Virtua Soarian Clinicals for Physicians Assessment</a>	Required	Not Evaluated	80	Unlimited				N/A

Offering Name [Virtua Module 5 of 5 - Getting Started with Soarian Clinicals for Physicians \(WBT 0.25 hrs\)](#)

Learner Name

Overall Completion Status Not Evaluated

Score 0

Grade

Comments

[Cancel](#)

Follow the on screen instructions to complete the assessment. You will know immediately when you have successfully completed and achieved the **80% required Mastery Score**. You have unlimited tries.

## How do I drop my enrollment in a course?

- All of your enrollments display under **My Enrollments**. If you wish to drop a course, click the word **Drop** as indicated below and follow the screen prompts.

**Virtua**

Calendar Contact Us/Preferences/Password Help Log Out

Home Learning Reports

Enrollments  
**My Enrollments**  
Learning Plan  
Curricula  
Transcript  
Order History  
Catalog

### My Enrollments

Below is a detailed view of all instructor-led courses and web-based training courses (WBTs) you are enrolled in.

- If the course is a WBT, the actual course content modules are indented under the course name. To begin a module, click the appropriate **Launch** link.
- If the course is Instructor-Led, more information about the training location, such as hotels or directions, may be available. Click the location name to view details.

View Enrollments by

#### My Enrollments [Modify Table](#)

<a href="#">Title</a>	<a href="#">Delivery Type</a>	<a href="#">Sessions</a>	<a href="#">Start Date</a>	<a href="#">Location</a>	<a href="#">Status</a>	<a href="#">Actions</a>
<a href="#">CIS North - Physician Education (ILT 1 hr)</a>	Instructor-Led	<a href="#">ILT Mon (08:00-09:00)</a> 1 hr	09/28/2009	<a href="#">Virtua Memorial - Training</a>	Confirmed	<a href="#">View Content/Results</a> <b>Drop</b>

You can “Drop” your enrollment in a course on this screen by clicking on the word **Drop**. Follow the screen prompts to complete withdrawal from course.