




Join Your Teams Telehealth Visit on an iPhone or iPad

When invited to Teams Telehealth Visit, you will receive an email with the Teams Meeting information. Once you accept the meeting, it will be added to your calendar.

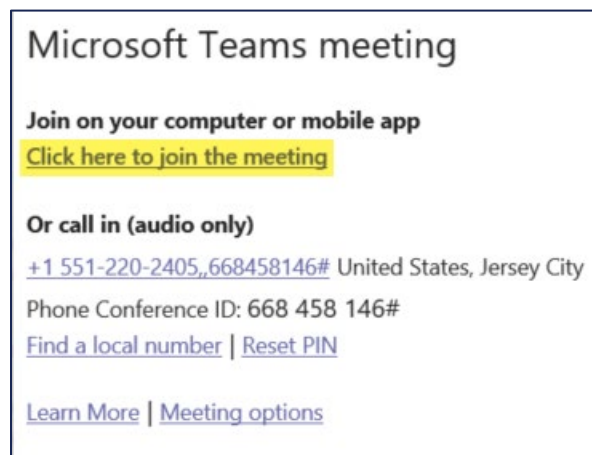
Set up Your Teams Mobile App on iPhone/iPad

1. You will need your Apple ID and password on hand.
2. Open the App Store and search for Microsoft Teams. Click **Get**.








To Join a Teams Telehealth Visit on Your iPhone or iPad


1. To join a Teams Telehealth Visit, click on the highlighted link in the invitation email.





Join Your Teams Telehealth Visit on an iPhone or iPad

2. Once in the visit, the screen will look like this:
 - a. To turn your camera on or off, click 
 - b. To mute or unmute your microphone, click 
 - c. To adjust your volume, click 
 - d. To access additional menu items, click 
 - e. When the visit is complete, click the red phone to hang up 



NOTE: For additional help, contact our Patient Support Line at 856-246-4113.