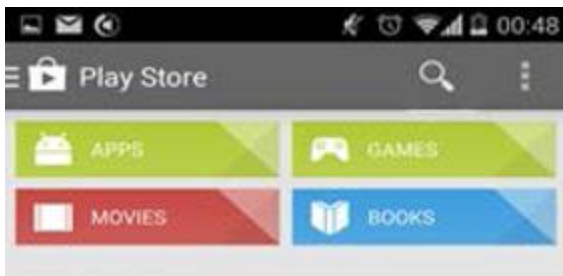


Download Citrix Receiver for Android

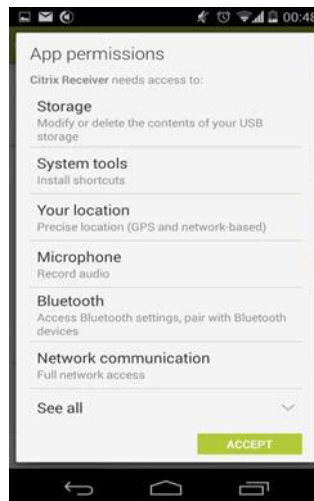
1. It is mandatory to register for Entrust (Dual Authentication) in order to access Citrix. If you have not registered yet, please go to Virtua.org and go to "For Employees" for instructions.

2. Open the Google play store and then tap search.

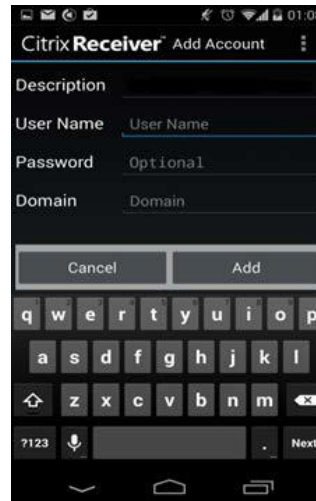
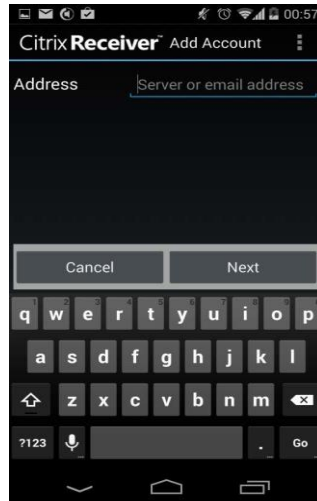
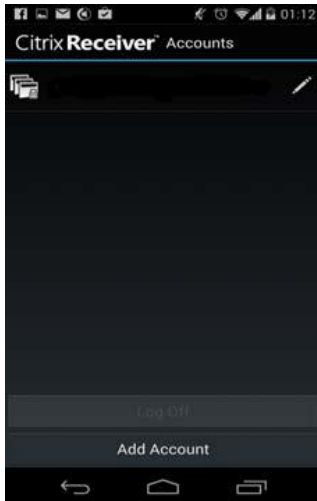


3. Search for Citrix Receiver and then tap **INSTALL**.

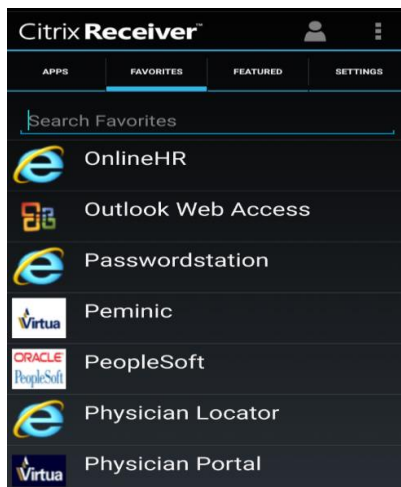
4. **Accept** the agreement



5. When the installation is complete, open Receiver and then enter the Server or email address, which is <https://citrix.virtua.org> followed by your Network ID, Network Password and Domain, which is [virtua.org](https://citrix.virtua.org)

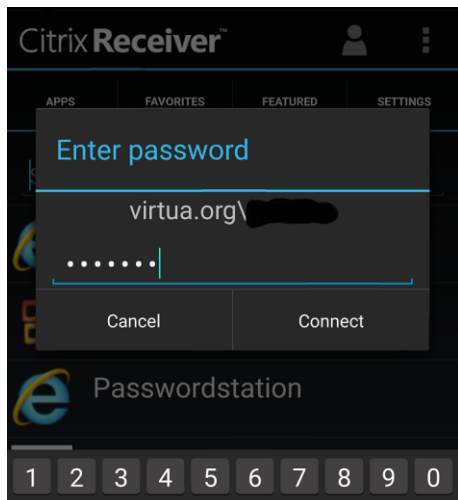


6. Your app will load your published icons.

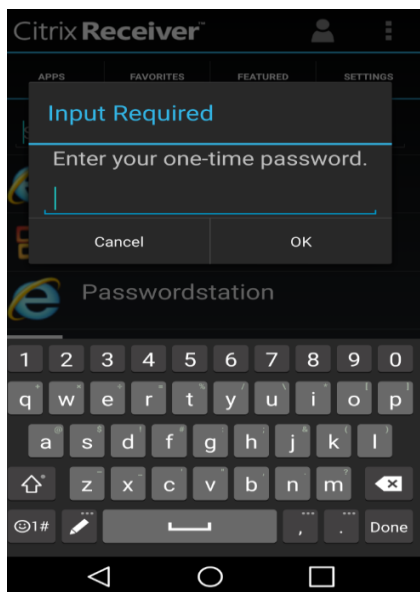


7. At this point you will be prompted to use Entrust (our Dual authentication method)

8. Once you click the app you want to run you will be prompted for network credentials.



9. The next step you will be prompted for a Token.



10. The app you selected app will now launch...

