

# Welcome to **Virtua Health**

Using **MyChart** During Your Hospital Stay

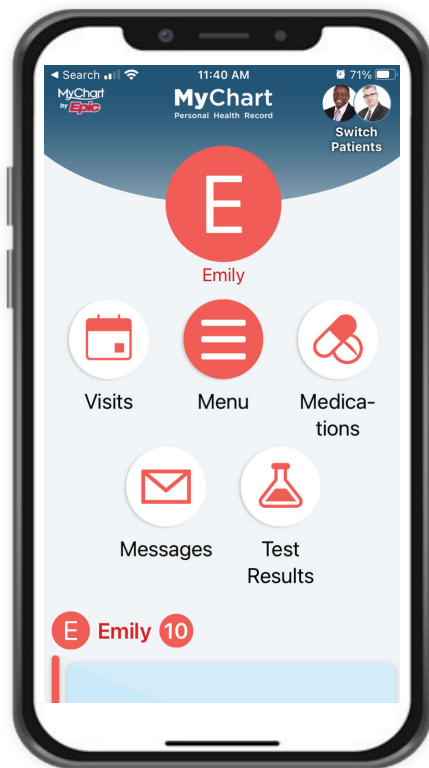
When you have an inpatient admission at any of the Virtua hospitals, your personal and secure MyChart is a tool to assist you. The MyChart app on your phone or tablet will display a section called **“Your Hospital Stay.”** This feature enhances communication about your hospital admission.

- ▶ The MyChart app is available free of charge in the iTunes or Android app store on your phone or tablet.

What follows here is more information on how to use MyChart during your stay.

- ▶ If you do not have a MyChart account please visit **Virtua.org** and simply click on the **MyChart Tab** to sign up.

# ▶ Using MyChart During Your Hospital Stay at Virtua Health

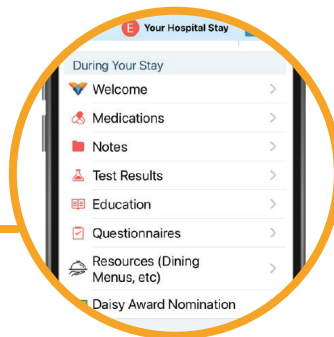
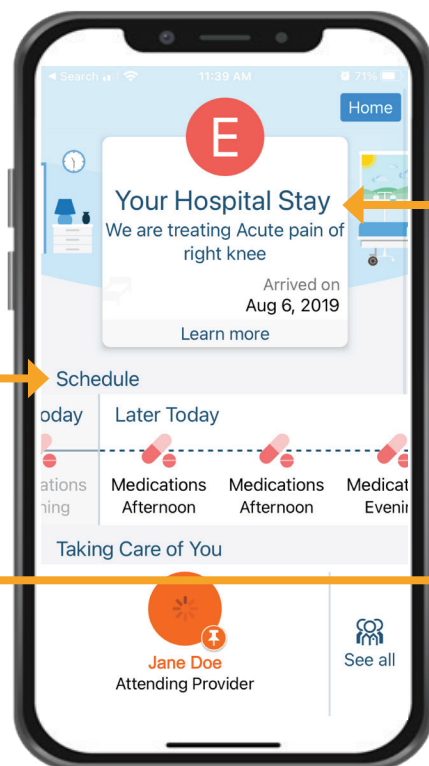


## Get Started

During your admission, a new section is added to your personal and secure MyChart app that allows access to the **“Your Hospital Stay”** section.

- ▶ This is the MyChart main screen, available for ease of access to your medical needs.
- ▶ Select Menu in the middle of the screen for the additional features.

The MyChart section dedicated to your hospital admission is only available during the hospital stay.



**“Your Hospital Stay”** has a menu that enables you to utilize special features.

### Welcome:

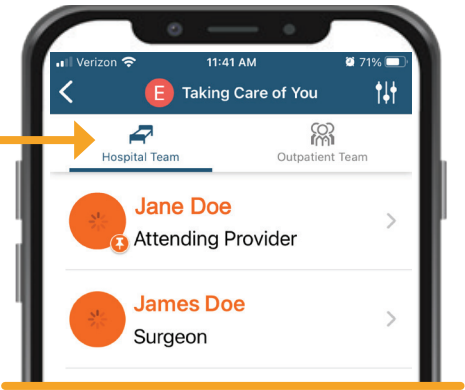
- ▶ View a “Welcome to Virtua” Video.
- ▶ The link will take you to the web to view the video.

### Schedule:

- ▶ View medications, labs, imaging and procedures that are ordered.
- ▶ Scroll left and right to see more details of past and future orders.


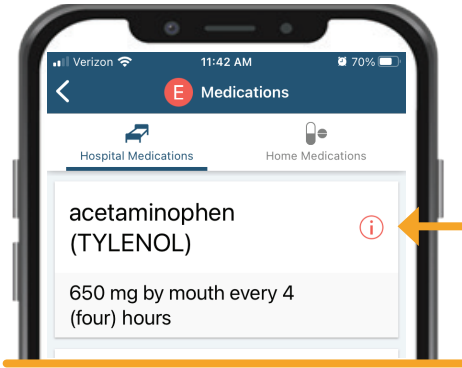
**Your Care Team:**

- ▶ Select “See all” to see the team that is taking care of you



**Medications:**

- ▶ View home and hospital medication lists.
- ▶ Link to education for each medication by selecting the information icon.



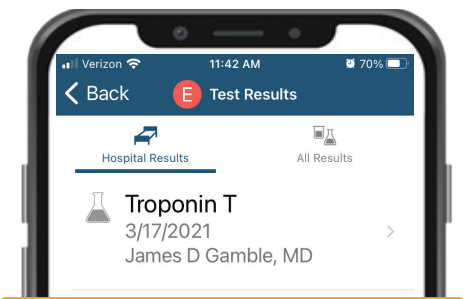
- ▶ Education information can be viewed in Spanish by selecting “Español” on the page.

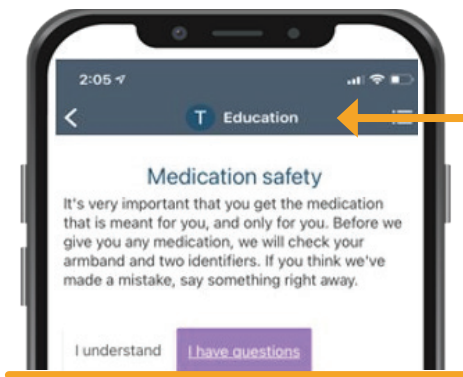
**Notes:**

- ▶ View Physician Notes for your current hospital visit.
- ▶ The link takes you to the “Visits” section of MyChart.
- ▶ Find your current hospital admission.

**Test Results:**

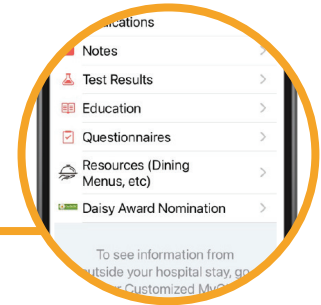
- ▶ View hospital and all results. Note that you may see results before your clinician has had a chance to review.





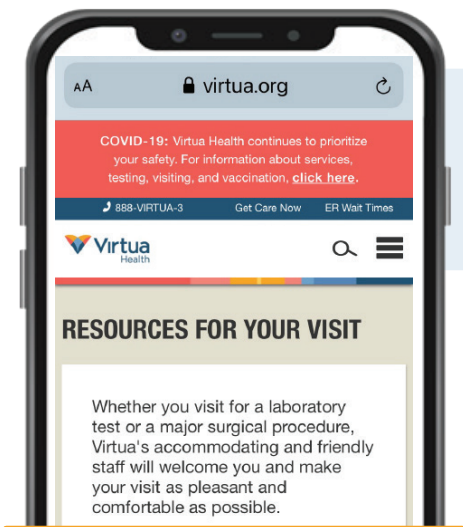
**Education:**

- ▶ Review and acknowledge education assigned by the nursing staff.



**Daisy Award Nomination:**

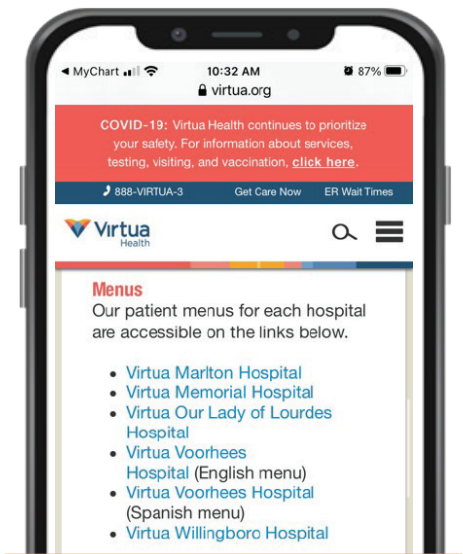
- ▶ Nominate an extraordinary nurse for a special monthly award presented by Virtua Leaders.



# Resources (Dining Menus, etc.)

View Resources available during your hospital stay

- ▶ Hospital Information
- ▶ Phone
- ▶ Free Wireless Internet
- ▶ Hospital Menu and ordering
- ▶ Gift Shop
- ▶ CaringBridge patient Website
- ▶ Spiritual Care



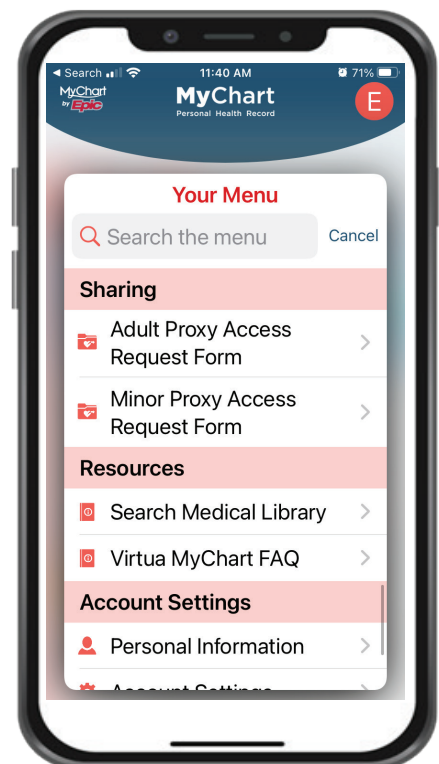
# MyChart Proxy

Here is how to authorize another adult to have “Proxy” access to your MyChart:

- ▶ Select Menu in the middle of the MyChart main screen.
- ▶ Scroll down to Sharing.
- ▶ Select the “Adult Proxy Access Request Form” to authorize permission for an adult (18 years and older) to have proxy access to your MyChart account.

Here is how to request “Proxy” access to a minor (under age 18) patient’s MyChart:

- ▶ Select the “Minor Proxy Access Request Form” to request proxy access to a minor patient’s MyChart account.



[virtua.org](http://virtua.org)