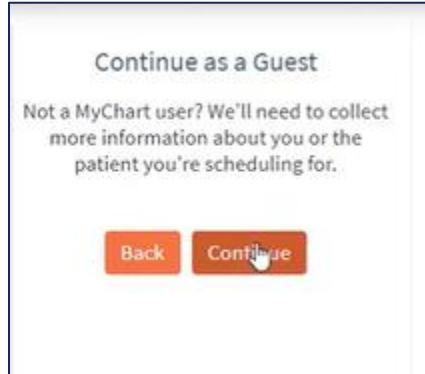


Continuing Open Scheduling as a Guest

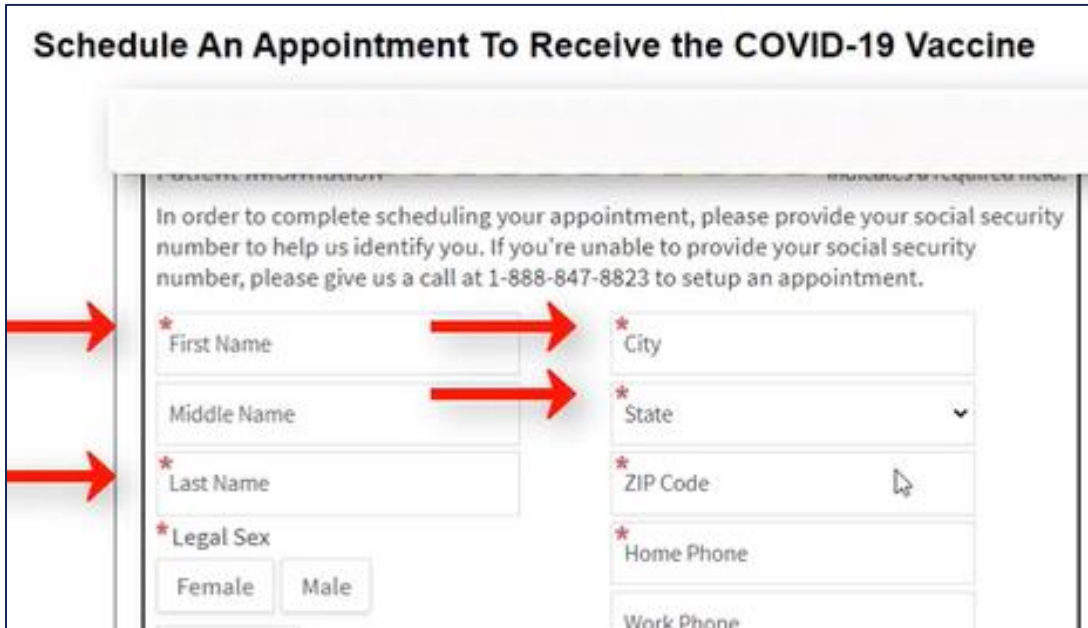
1. If you wish to continue scheduling as a guest, click on the continue button in the 'Continue as a Guest' section:



Continue as a Guest

Not a MyChart user? We'll need to collect more information about you or the patient you're scheduling for.

2. Next, fill out a form to indicate your personal information:



Schedule An Appointment To Receive the COVID-19 Vaccine

In order to complete scheduling your appointment, please provide your social security number to help us identify you. If you're unable to provide your social security number, please give us a call at 1-888-847-8823 to setup an appointment.

* First Name

* Middle Name

* Last Name

* Legal Sex

* City

* State

* ZIP Code

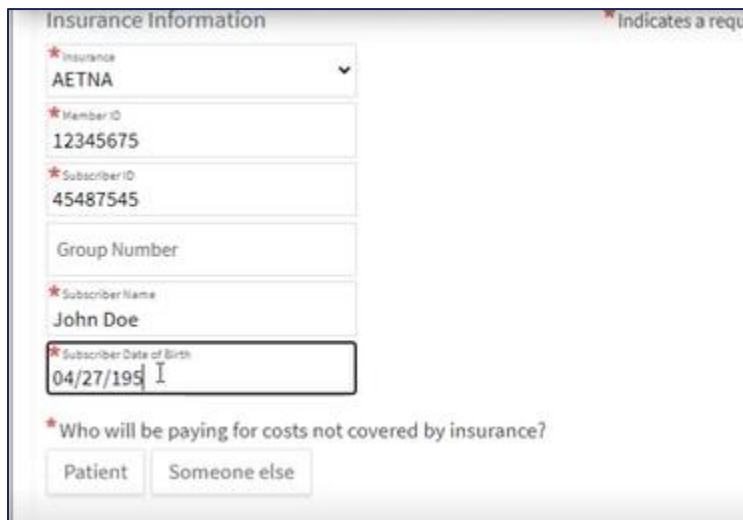
* Home Phone

Work Phone

- a. Your social security number is required on this form. This will ensure that your vaccine appointment is linked directly to your medical record.

Continuing Open Scheduling as a Guest

3. On the next screen you will enter your insurance information.



Insurance Information * Indicates a required field

* Insurance
AETNA

* Member ID
12345675

* Subscriber ID
45487545

Group Number

* Subscriber Name
John Doe

* Subscriber Date of Birth
04/27/1951

* Who will be paying for costs not covered by insurance?
 Patient Someone else

- a. While your insurance will be billed, there will be no co-pay or direct cost to you.
4. If you do not have insurance, you will enter **No Insurance** into the insurance field and select **Someone Else** to the 'Who will be paying for costs not covered by insurance' question.



Insurance Information

* Insurance
No Insurance

Member ID

Subscriber ID

Group Number

Subscriber Name

Subscriber Date of Birth

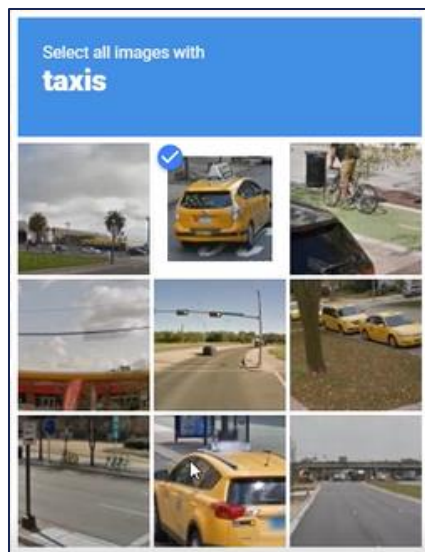
* Who will be paying for costs not covered by insurance?
 Patient Someone Else

Continuing Open Scheduling as a Guest

5. To prevent security issues, you will have to fill out a CAPTCHA.
 - a. To do so, click the 'I'm not a robot' box and complete the image matching provided.


As a spam prevention measure, complete the CAPTCHA below.


I'm not a robot  reCAPTCHA
[Privacy](#) - [Terms](#)



6. Once complete, select **Verify** and then click continue.
7. Your COVID-19 Vaccine has now been scheduled:

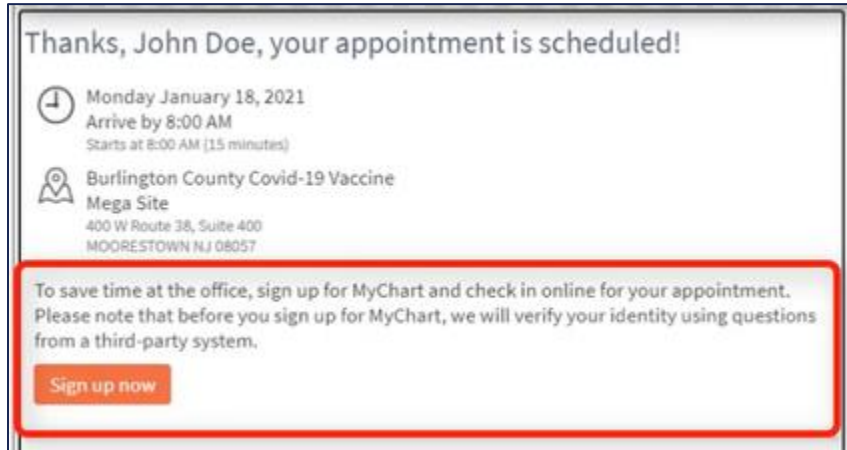
Thanks, John Doe, your appointment is scheduled!

 Monday January 18, 2021
Arrive by 8:00 AM
Starts at 8:00 AM (15 minutes)

 Burlington County Covid-19 Vaccine
Mega Site
400 W Route 38, Suite 400
MOORESTOWN NJ 08057

Continuing Open Scheduling as a Guest

8. If you wish to sign up for a MyChart account, you can do so by clicking the **Sign up now** button in the form (see below).



- a. Given the high demand for vaccine appointments, it's common for people to simultaneously book the same appointment. If the appointment becomes filled, you will receive an error notice and will need to select a new date and time. For security, you will also need to re-enter your social security number. We apologize for any frustration you might experience.

