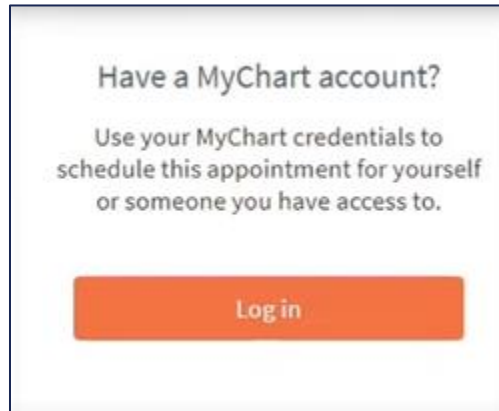





## Continuing Open Scheduling with MyChart

1. If you have a MyChart account, click **Log in** on the left hand side of the screen:

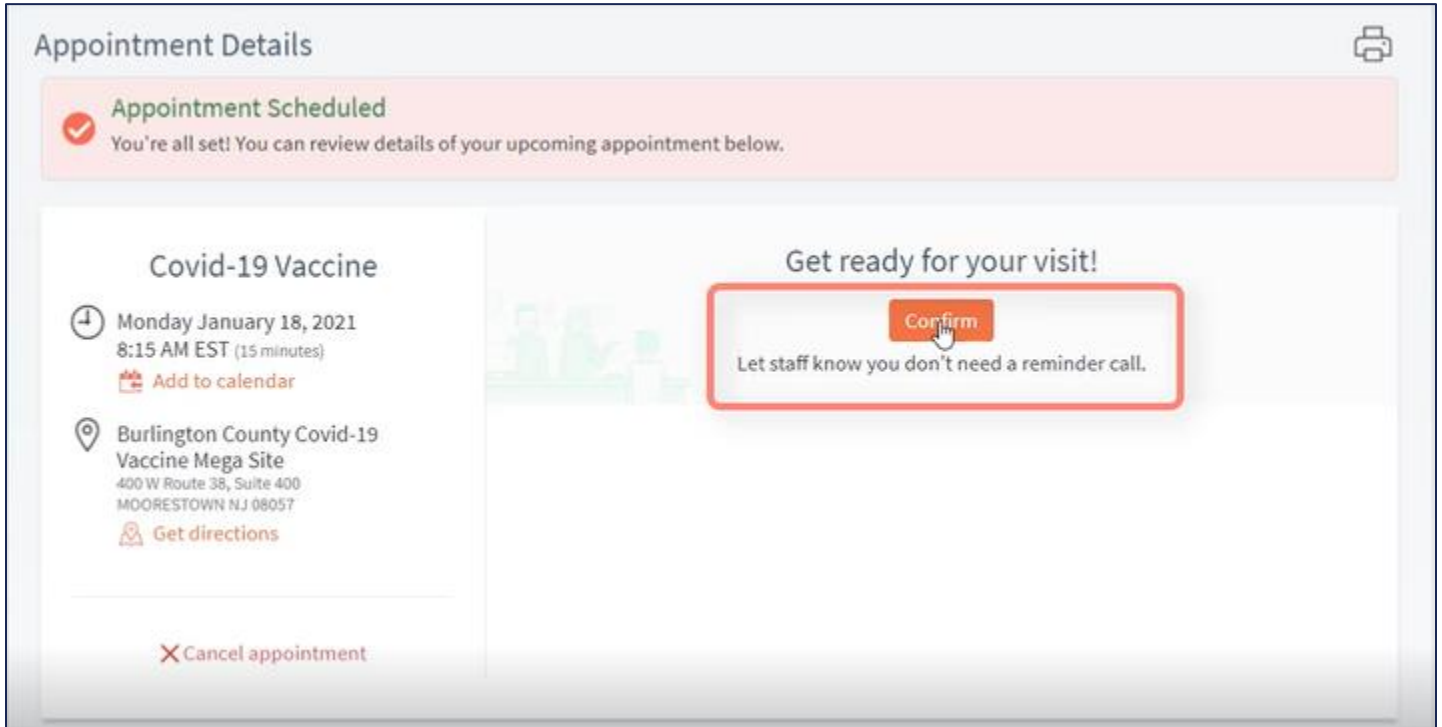


2. You will be re-directed to the MyChart login page, where you will enter your username and password:



## Continuing Open Scheduling with MyChart

3. Once you login, your appointment scheduling will be complete. To confirm your appointment, select the **Confirm** button (see below).



- a. Given the high demand for vaccine appointments, it's common for people to simultaneously book the same appointment. If the appointment becomes filled, you will receive an error notice and will need to select a new date and time. For security, you will also need to re-enter your social security number. We apologize for any frustration you might experience.

